

# CIDEON

engineering digitized.

Cideon – engineering digitized.

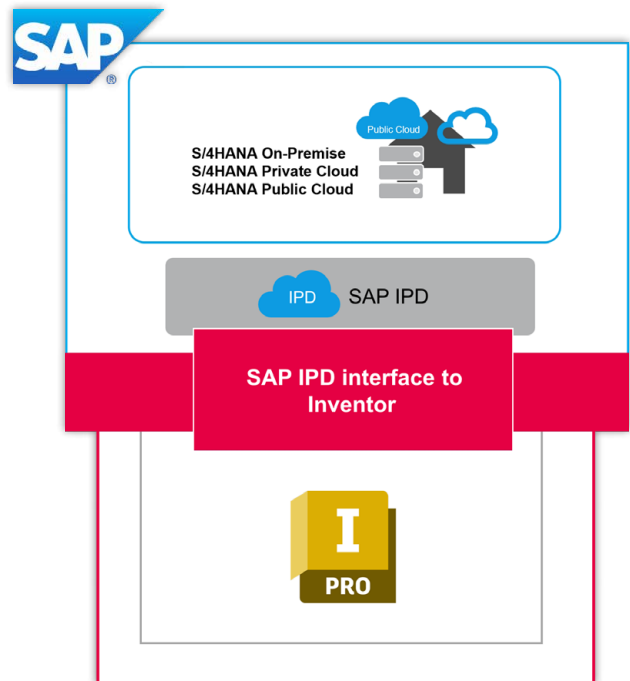
## SAP IPD interface to Inventor

### Innovative SAP PLM Solutions: Seamless Integration of CAD Systems into the SAP Cloud

With its new cloud-based PLM solutions, SAP provides a modern platform for managing product data consistently across all engineering disciplines.

SAP Product Data Integration (PDI) enables the direct integration of CAD systems and the transfer of their product and structure data into SAP Integrated Product Development (IPD) – the central engineering environment in the SAP Cloud. SAP IPD delivers software-as-a-service applications for product data, product structures, and change management, ensuring that engineering information is always current, consistent, and accessible across the organization.

Cideon specializes in integrating CAD systems into this SAP environment and develops dedicated interfaces, such as the **SAP IPD interface to Inventor**. This interface transfers product structures from Autodesk Inventor into SAP IPD and links them with the relevant SAP objects, ensuring data availability for downstream processes throughout the SAP landscape.



**Cideon develops the SAP IPD interface to Inventor exclusively for SAP SE and supports you in seamlessly integrating the solution into your development and business processes.**



PROCESS CONSULTING

ENGINEERING SOFTWARE

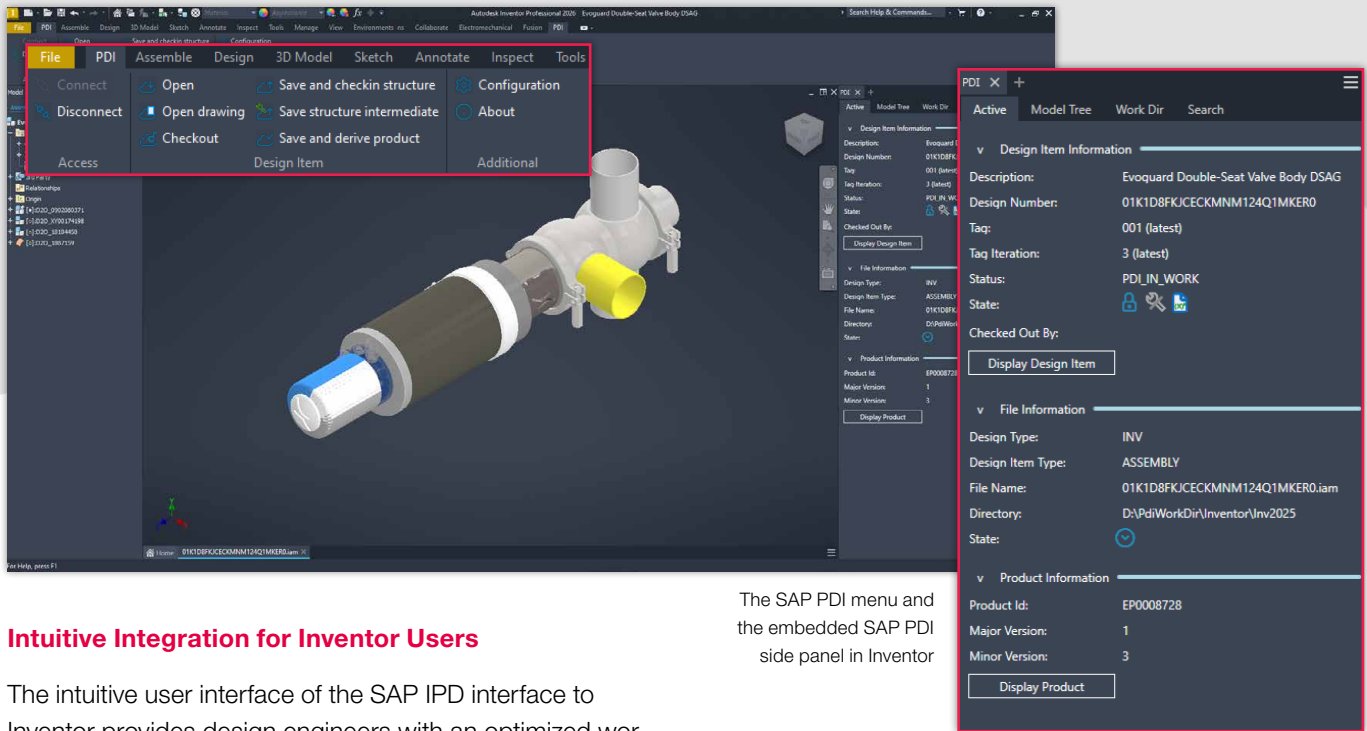
IMPLEMENTATION

GLOBAL SUPPORT

FRIEDHELM LOH GROUP



# User Interface and Features



The SAP PDI menu and the embedded SAP PDI side panel in Inventor

## Intuitive Integration for Inventor Users

The intuitive user interface of the SAP IPD interface to Inventor provides design engineers with an optimized working environment — created by engineers, for engineers. Inventor users can continue working in their familiar CAD environment while opening, editing, or viewing original files directly from SAP through the integrated SAP ribbon menu.

Efficient file management and the seamless transfer of product structures into SAP ensure consistent and reliable design data for everyone involved in the development process, significantly increasing overall productivity.

## Functions

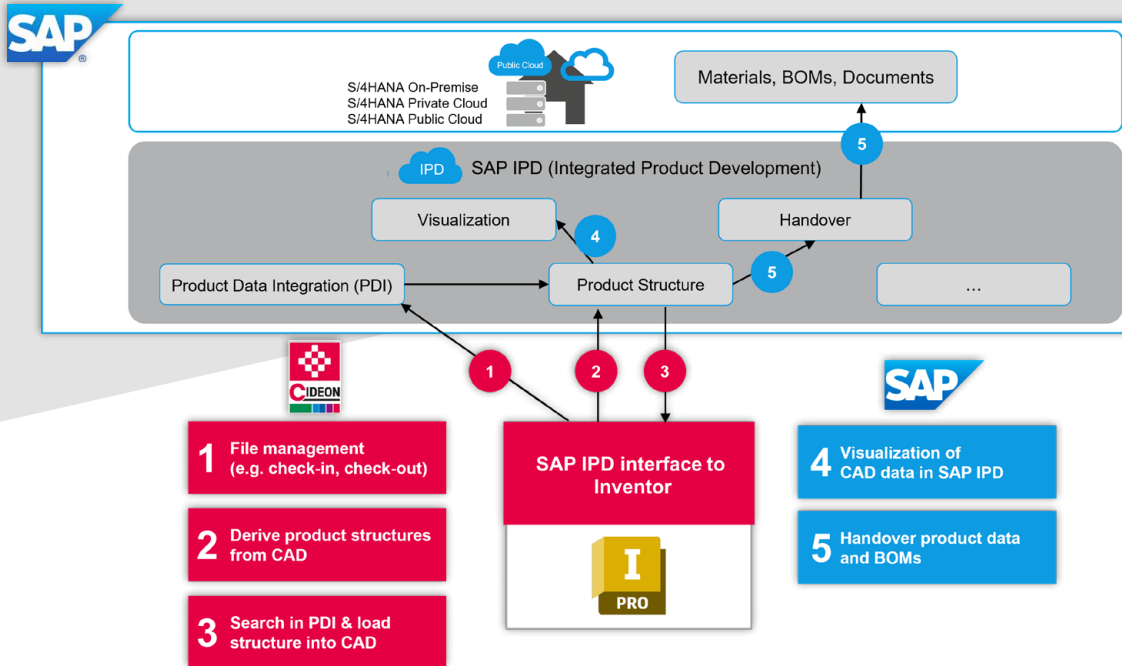
- Direct connection with SAP Integrated Product Development (IPD)
- Check-in and check-out of complete Inventor assemblies
- Create and version SAP IPD design items
- Search for Inventor files and load into CAD
- Create SAP IPD products
- Derive Inventor assembly structures into SAP IPD product structures
- Display design items and product data for selected Inventor elements
- Manage virtual components
- Mapping of Inventor file properties to SAP metadata
- Automatic generation of previews



## Highlights

- **Reduce effort**  
by eliminating redundant data entry
- **All relevant information available**  
– centrally to all users
- **High data quality**  
and always up-to-date engineering information
- **Secure and transparent processes**  
across teams and departments
- **Direct and secure connection**  
between Inventor and SAP
- **Reliable file management**  
(check-in/check-out)
- **Efficient CAD collaboration**  
with external partners and suppliers

# Interaction of the Integration with SAP



## Connect Inventor to Business Processes

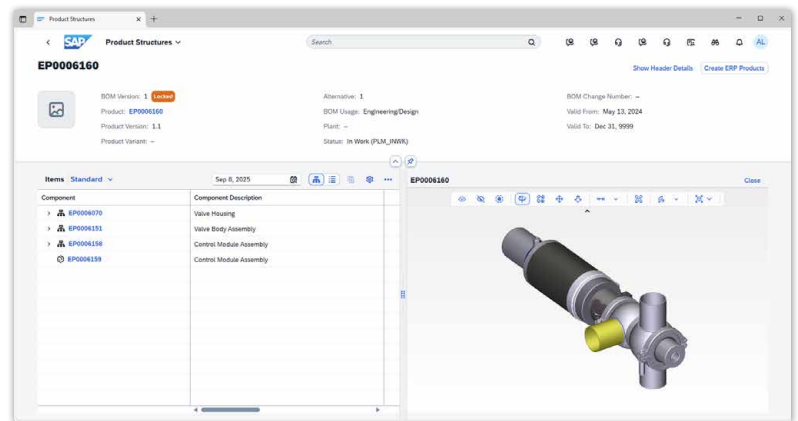
The SAP IPD interface to Inventor uses the SAP applications **Product Data Integration** and **Product Structure** to efficiently manage Inventor data within SAP IPD. Features such as Design Item Versioning make it easy to track design changes and iteration statuses throughout the development process.

The seamless integration with other SAP IPD applications ensures consistent and reliable data handling across all engineering activities.

**Visualization** supports a 3D digital mockup directly within the product structure through the integrated SAP Viewer, providing clear insight into assemblies and design relationships.

With **Intelligent Handover**, product structures created in Inventor can be transferred from SAP IPD to downstream SAP systems such as SAP S/4HANA Cloud or SAP S/4HANA On-Premise, where they can be processed further as documents, materials, or bill of materials.

The integration between SAP IPD and SAP ERP systems ensures that engineering data is transferred centrally, consistently, and securely into production-related processes. This reduces errors and accelerates time to market, enabling companies to benefit from streamlined workflows and high data consistency throughout the entire product lifecycle.



Inventor assembly shown as an SAP Product Structure with integrated visualization